

# Freedom To Draw — Freedom To Laugh ... let's look at political cartoons!

Name:.....

**WHY HAVE THEM?**  
Political cartoons quickly communicate a message

**HOW?**  
Usually they use just one image, not lots of words

**WHAT ARE THEY ABOUT?**  
Different political things. For example: politicians, government decisions, current Australian or world events.

An important value in a democracy is that people get to use their voice to **express their opinion** about the country and its leaders. Cartoonists use their drawings to comment on lots of issues and people.

Cartoonists use the following techniques in their drawings to help us understand their message:

**1) Caricature**  
(Pronounced *car-i-cat-ure*) is changing the key features of a person so they're distorted or exaggerated, it makes them look funny.

**2) Symbols**  
An object or a mark that stands for something else, for example: a dollar sign (\$) represents money.

**3) Being clear with their subject**  
Drawing a picture that is easy to recognise and understand.

Now let's use the cartoons in the current *Behind the Lines* Exhibition to explore more about these techniques.

In the space below record 3 ways that different people have been caricatured (eg: ears, chin, hair). Also write down the cartoon title and the artist of your chosen caricature.



## CARICATURE

Title of cartoon  
.....

Artist name  
.....

What is caricatured and how?  
eg: small eyes, really hairy legs, large nose  
.....  
.....  
.....

Who is the picture of?  
.....

Title of cartoon  
.....

Artist name  
.....

What is caricatured and how?  
.....  
.....  
.....

Who is the picture of?  
.....

Title of cartoon  
.....

Artist name  
.....

What is caricatured and how?  
.....  
.....  
.....

Who is the picture of?  
.....



# Freedom To Draw — Freedom To Laugh ... let's look at political cartoons!

Name:.....

**WHY HAVE THEM?**

Political cartoons quickly communicate a message

**HOW?**

Usually they use just one image, not lots of words

**WHAT ARE THEY ABOUT?**

Different political things. For example: politicians, government decisions, current Australian or world events.

An important value in a democracy is that people get to use their voice to **express their opinion** about the country and its leaders. Cartoonists use their drawings to comment on lots of issues and people.

Cartoonists use the following techniques in their drawings to help us understand their message:

**1) Caricature**  
 (Pronounced *car-i-cat-ure*) is changing the key features of a person so they're distorted or exaggerated, it makes them look funny.

**2) Symbols**  
 An object or a mark that stands for something else, for example: a dollar sign (\$) represents money.

**3) Being clear with their subject**  
 Drawing a picture that is easy to recognise and understand.

Now let's use the cartoons in the current *Behind the Lines* Exhibition to explore more about these techniques.

In the space below record 3 ways that different people have been caricatured (eg: ears, chin, hair). Also write down the cartoon title and the artist of your chosen caricature.



## CARICATURE

Title of cartoon  
.....

Artist name  
.....

What is caricatured and how?  
 eg: small eyes, really hairy legs, large nose  
 .....  
 .....  
 .....  
 .....

Who is the picture of?  
 .....

Title of cartoon  
.....

Artist name  
.....

What is caricatured and how?  
 .....  
 .....  
 .....  
 .....

Who is the picture of?  
 .....

Title of cartoon  
.....

Artist name  
.....

What is caricatured and how?  
 .....  
 .....  
 .....  
 .....

Who is the picture of?  
 .....

# SYMBOLS

# \$ % @ #

Write down what symbols you see in the cartoons in the exhibition — do as many as you can!

.....  
.....  
.....  
.....

Now, from your list choose three, and write down what these three symbols may mean or represent.

Symbol

Symbol

Symbol

.....

.....

.....

Meaning

Meaning

Meaning

.....

.....

.....

.....

.....

.....

## BEING CLEAR WITH YOUR SUBJECT

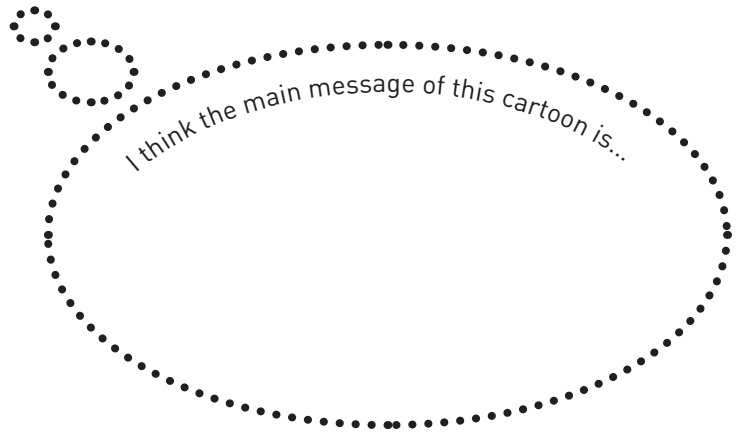
Choose a cartoon that you found the **easiest** to understand. Write down:

1) the title of the cartoon:

.....

2) the artist's name:


.....



## Drawing Time — a political caricature



Follow these instructions to draw a caricature of Julia Gillard.



## Treasure hunt time — how many cartoons contain?

- the Prime Minister?
- boats?
- animals?
- female politicians?
- environmental issues?
- the Opposition Leader?
- the budget?
- global issues?
- an historical event?
- military personnel?

# SYMBOLS

# \$ % @ #

Write down what symbols you see in the cartoons in the exhibition — do as many as you can!

.....

.....

.....

.....

Now, from your list choose three, and write down what these three symbols may mean or represent.

Symbol

.....

Meaning

.....

.....

Symbol

.....

Meaning

.....

.....

Symbol

.....

Meaning

.....

.....

## BEING CLEAR WITH YOUR SUBJECT

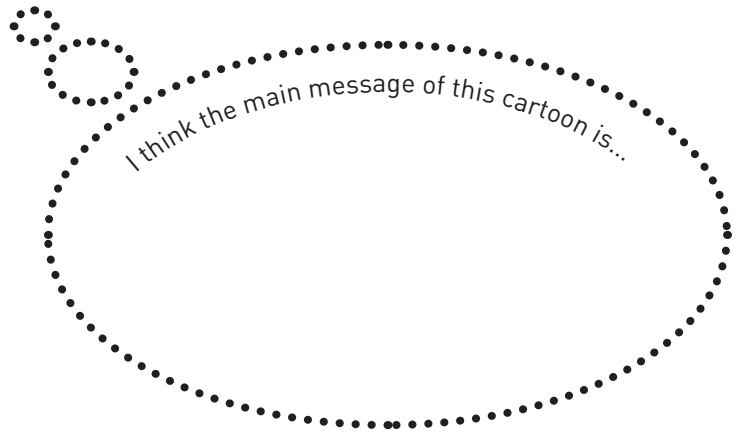
Choose a cartoon that you found the **easiest** to understand. Write down:

1) the title of the cartoon:

.....

2) the artist's name:

.....



## Drawing Time — a political caricature

**EXTRA  
FUN  
STUFF**

Follow these instructions to draw a caricature of Malcolm Turnbull.



## Treasure hunt time — how many cartoons contain?

- the Prime Minister?
- the Opposition Leader?
- boats?
- the budget?
- animals?
- global issues?
- female politicians?
- an historical event?
- environmental issues?
- military personnel?